




CERTIFICATE OF RECOGNITION

Program Statistics Report

EDITION » 1
REVISED » November 2018



Setting the standard in oil and gas safety

ENDORSEMENT

This document was developed by Energy Safety Canada through a collaboration of industry professionals. We gratefully acknowledge the support of the endorsing organizations in the development of this document:

- Canadian Association of Geophysical Contractors (CAGC)
- Canadian Association of Oilwell Drilling Contractors (CAODC)
- Canadian Association of Petroleum Producers (CAPP)
- Canadian Energy Pipeline Association (CEPA)
- Explorers and Producers Association of Canada (EPAC)
- Petroleum Services Association of Canada (PSAC)

ABOUT ENERGY SAFETY CANADA

Energy Safety Canada is the oil and gas industry's advocate and leading resource for the continuous improvement of safety performance. Our mission is to help companies achieve their safety goals by providing practices, assessment, training, support, metrics and communication.

AVAILABILITY

This document as well as future revisions and additions, is available from:

Energy Safety Canada
5055 11 Street NE
Calgary, Alberta T2E 8N4
Phone: 403 516 8000
Toll Free: 1 800 667 5557
Fax: 403 516 8166
EnergySafetyCanada.com

ACKNOWLEDGEMENT

Energy Safety Canada gratefully acknowledges the many individuals who volunteered their time and effort to complete this document.

DISCLAIMER

This document is intended to be flexible in application and provide guidance to users rather than act as a prescriptive solution. Recognizing that one solution is not appropriate for all users and situations, it presents generally accepted guidelines that apply to industry situations, as well as recommended practices that may suit a company's particular needs. While we believe that the information contained herein is reliable under the conditions and subject to the limitations set out, Energy Safety Canada does not guarantee its accuracy. The use of this document or any information contained will be at the user's sole risk, regardless of any fault or negligence of Energy Safety Canada and the participating industry associations.

COPYRIGHT/RIGHT TO PRODUCE

Copyright for this document is held by Energy Safety Canada, 2018. All rights reserved. Energy Safety Canada encourages the copying, reproduction and distribution of this document to promote health and safety in the workplace, provided that Energy Safety Canada is acknowledged. However, no part of this publication may be copied, reproduced or distributed for profit or other commercial enterprise, nor may any part be incorporated into any other publication, without the written permission of Energy Safety Canada.



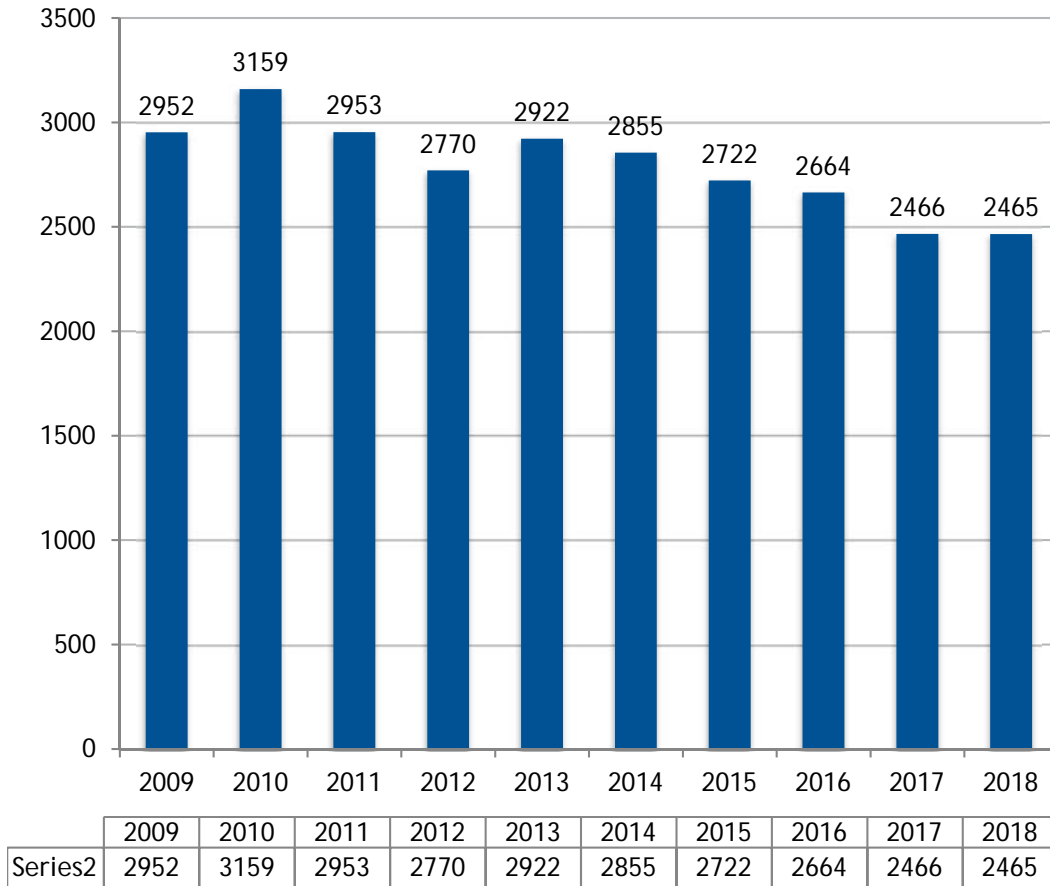
TABLE OF CONTENTS

1.0	Certificate of Recognition Statistics	2
2.0	Alberta (AB) Certificate of Recognition Statistics	3
3.0	British Columbia (BC) Certificate of Recognition Statistics	4
4.0	Saskatchewan (SK) Certificate of Recognition Statistics	5
5.0	Manitoba (MB) Certificate of Recognition Statistics.....	6
6.0	Energy Safety Canada Certified Auditor Statistics	7
7.0	Certificate of Recognition Workers Compensation (WCB) and Partnerships in Reduction Rebates (PIR)	8



1.0 Certificate of Recognition Statistics

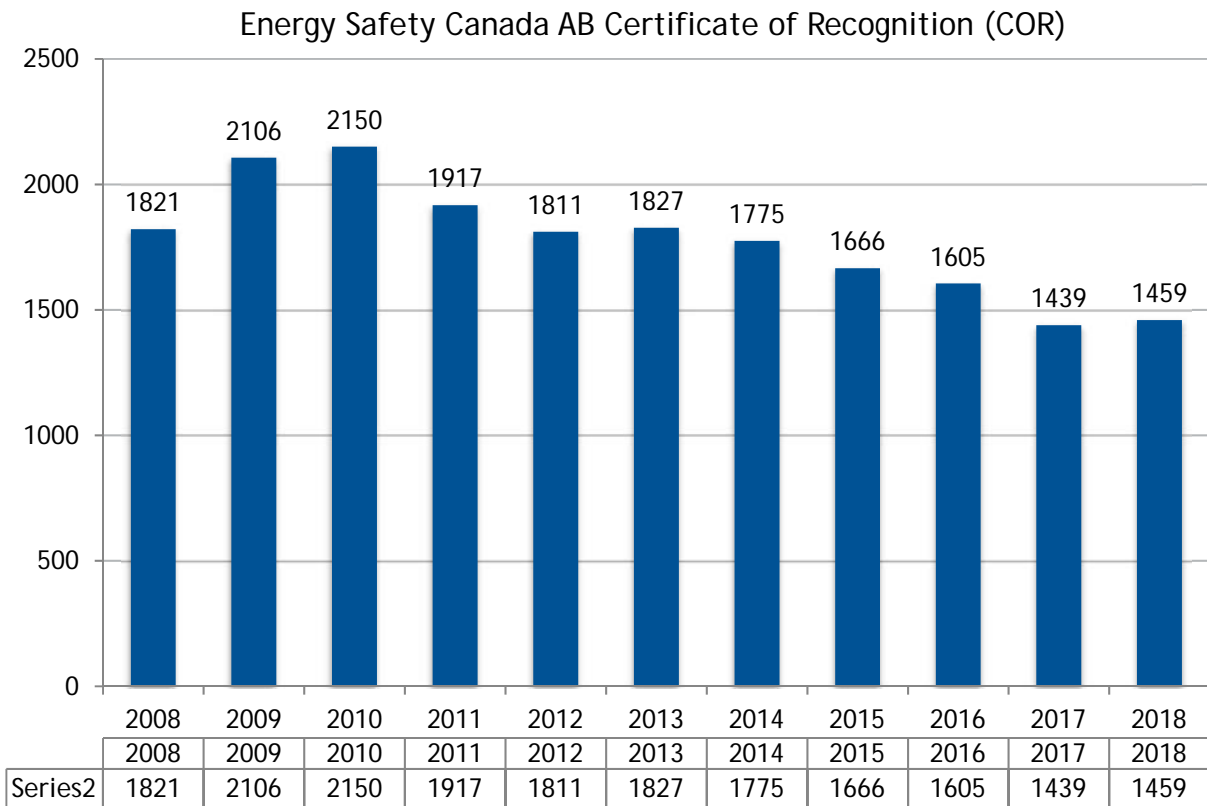
Energy Safety Canada Certificate of Recognition (COR)



COR Type	
AB COR	801
AB SECOR	658
BC COR	323
BC SECOR	224
BC RTW	19
SK COR	251
SK SECOR	147
MB COR	30
MB SECOR	9
NWT COR	2
ON COR	1
Grand Total	2465

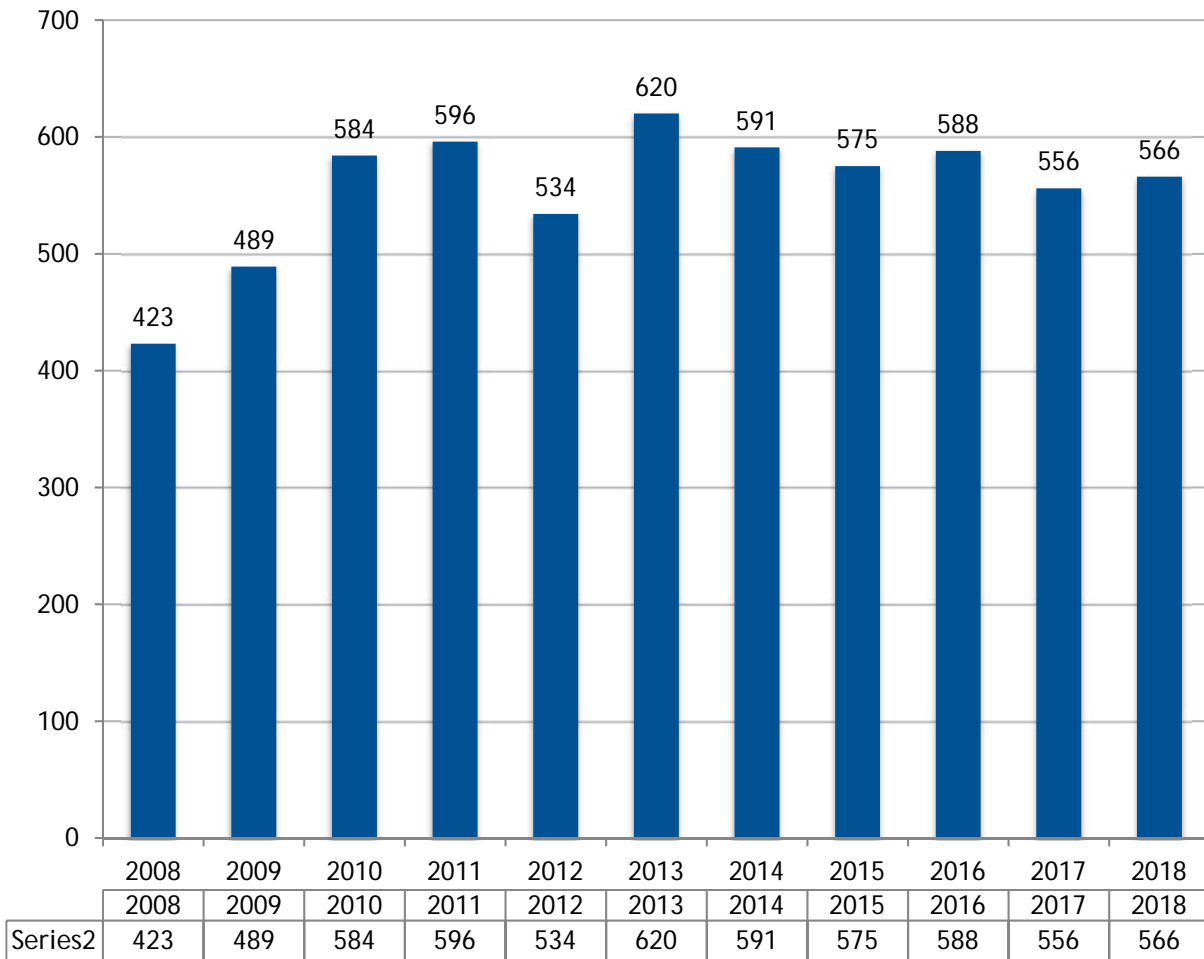


2.0 Alberta (AB) Certificate of Recognition Statistics

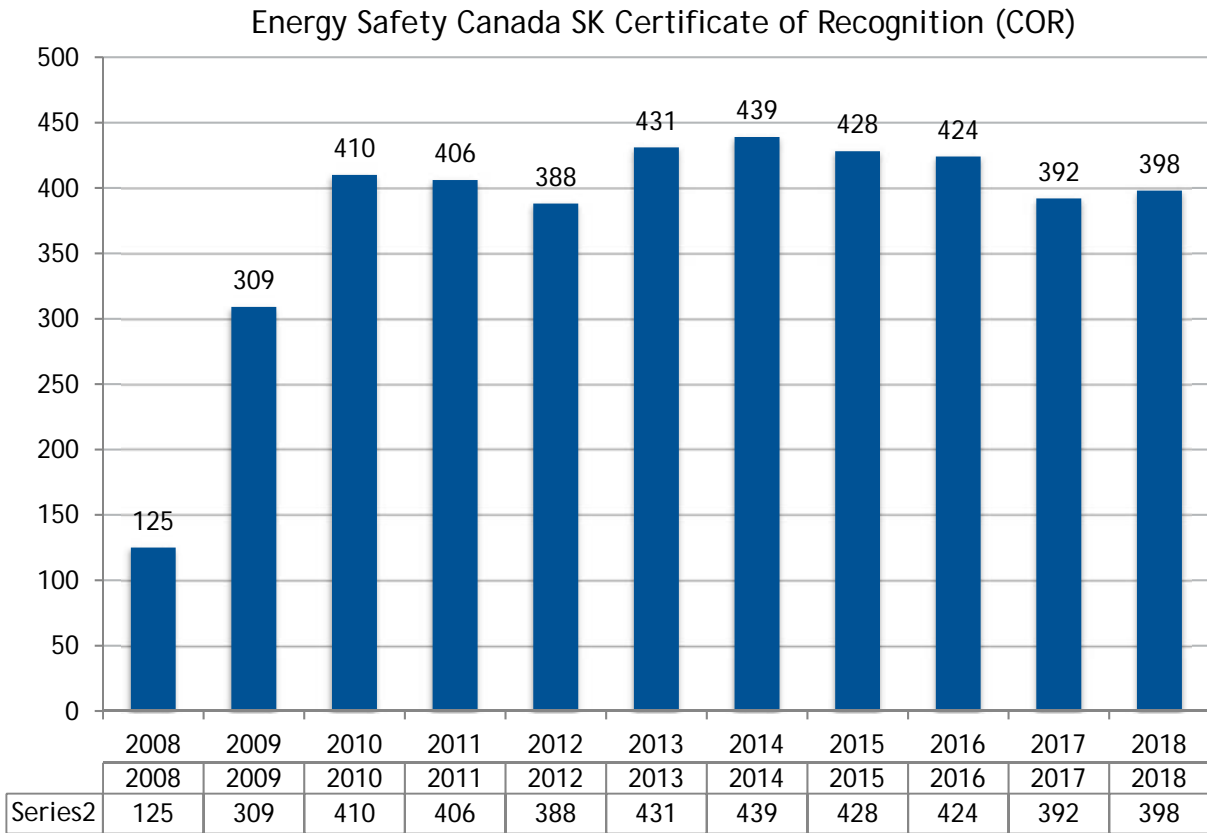


3.0 British Columbia (BC) Certificate of Recognition Statistics

Energy Safety Canada BC Certificate of Recognition (COR)

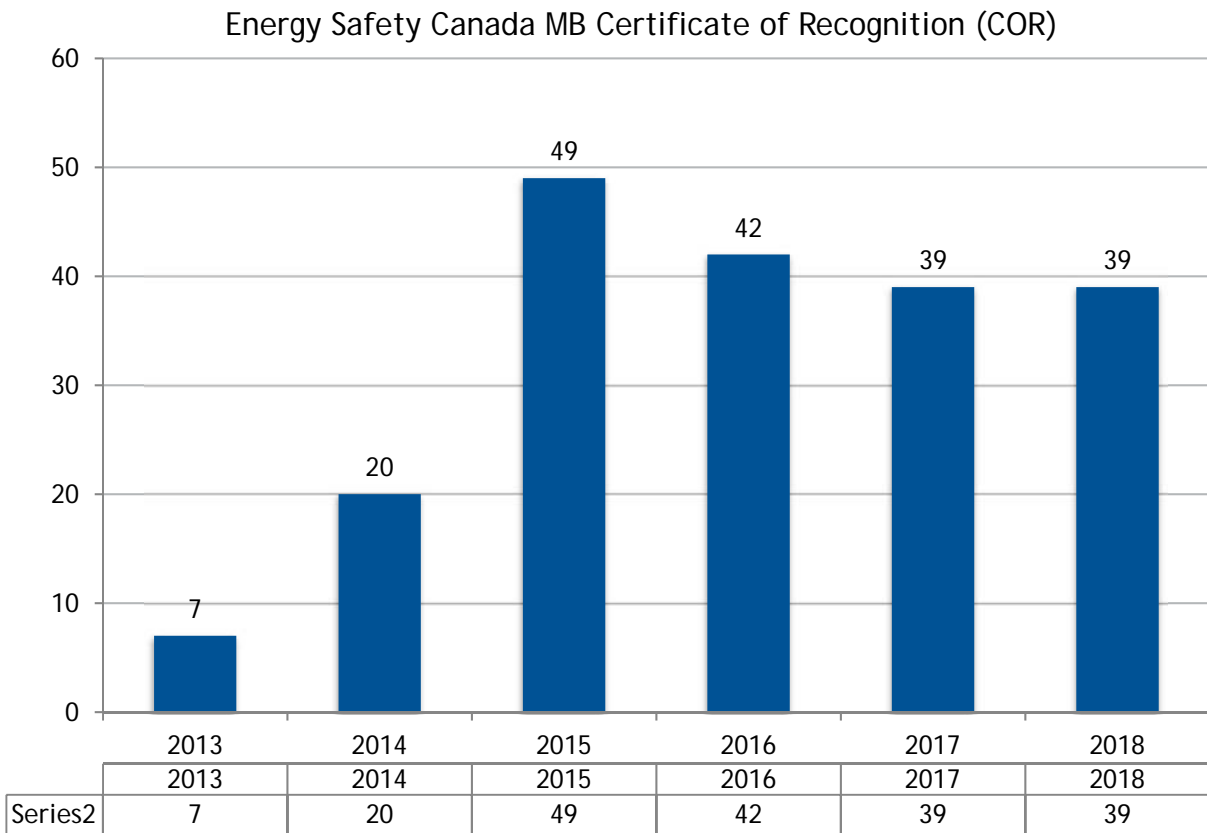


4.0 Saskatchewan (SK) Certificate of Recognition Statistics




5.0 Manitoba (MB) Certificate of Recognition Statistics

Data prior to 2013 is not available



6.0 Energy Safety Canada Certified Auditor Statistics



Auditor Type	Count
External Auditors	204
Internal Auditors	266
Grand Total	470

7.0 Certificate of Recognition Workers Compendation (WCB) and Partnerships in Reduction Rebates (PIR)

Rebate Year - Alberta	Rebate Dollar Amount
Year 2008	\$12,222,368.00 ↓
Year 2009	\$11,865,011.00 ↓
Year 2010	\$13,173,352.00 ↑
Year 2011	\$10,489,682.00 ↓
Year 2012	\$13,700,183.00 ↑
Year 2013	\$13,041,275.00 ↓
Year 2014	\$14,055,630.00 ↑
Year 2015	\$9,982,093.00 ↓
Year 2016	\$7,616,247.00 ↓
Year 2017	\$9,573,244.00 ↑
Grand Total	\$115,719,085.00

Rebate Year - British Columbia	Rebate Dollar Amount
Year 2008	\$1,600,000.00 ↑
Year 2009	\$1,756,285.60 ↑
Year 2010	\$2,059,561.46 ↑
Year 2011	\$2,562,951.00 ↑
Year 2012	\$2,242,242.07 ↓
Year 2013	\$2,804,365.11 ↑
Year 2014	\$3,079,491.69 ↑
Year 2015	\$2,827,419.83 ↓
Year 2016	\$2,411,308.99 ↓
Year 2017	\$2,886,190.57 ↑
Grand Total	\$22,473,530.72

The benefits of the PIR program for employers are measurable. Compared with other employers, PIR participants have a 31.7 per cent lower loss ratio (claim costs versus premiums paid).

- To be eligible to receive a PIR rebate, employers must: achieve or maintain a Certificate of Recognition (provincial certification of their health and safety management system) and
- Comply with WCB and Occupational Health and Safety legislation

Employers registering in the PIR program for the first time, who have not received their COR by year end, can have their discount carried forward for 1 year and applied if the COR is complete at the end of the next year; therefore, potentially receiving 2 discounts the next year. Apply early to participate.



CALGARY

T 403 516 8000 5055 11 Street NE
F 403 516 8166 Calgary, AB T2E 8N4

NISKU

T 780 955 7770 1803 11 Street
F 780 955 2454 Nisku, AB T9E 1A8

FORT MCMURRAY

T 780 791 4944 Box 13 - 8115 Franklin Avenue
F 780 715 3945 Fort McMurray, AB T9H 2H7

BRITISH COLUMBIA

T 250 784 0100 2060 - 9600 93 Avenue
F 250 785 6013 Fort St. John, BC V1J 5Z2

SASKATCHEWAN

T 306 842 9822 208 - 117 3 Street
F 306 337 9610 Weyburn, SK S4H 0W3

Info@EnergySafetyCanada.com
Enrolment Services and Certificate of Recognition:
1 800 667 5557

EnergySafetyCanada.com