

Health and Safety Performance Dashboard – Oil and Gas Industry in Western Canada

Year-Over-Year Review

Energy Safety Canada Funding Industry Codes within AB, BC & SK

Statistics from workers' compensation boards across Western Canada show that the Energy Safety Canada funding sectors indicate steady and significant improvement in the claim rates from all three provinces. Average claim rate (both Lost Time and Total Claim Rate) has been consistently declining year-over-year and has fallen substantially since 2007. Alberta saw a significant increase in rates in 2021 due to COVID-19, and a decrease in 2022 as those claims became less prevalent. COVID-19 claim numbers were not reported by WCB Saskatchewan or WorkSafeBC.

Claim Rate and Activity Trend: Please note, claim rates across the three provinces are not comparable due to differences in measurement by provincial workers' compensation boards. There are differences in the claim reporting, claim classification and the cap on insurable earnings, which is used to estimate person-years (PY) worked.

Report Source:

Workers' Compensation Board Alberta, Workers' Compensation Board Saskatchewan, and WorkSafeBC as of Q4 2022

Report Period:

2008-2022

Report Date:

July 23, 2023

Report Contact:

PMetrics@EnergySafetyCanada.com

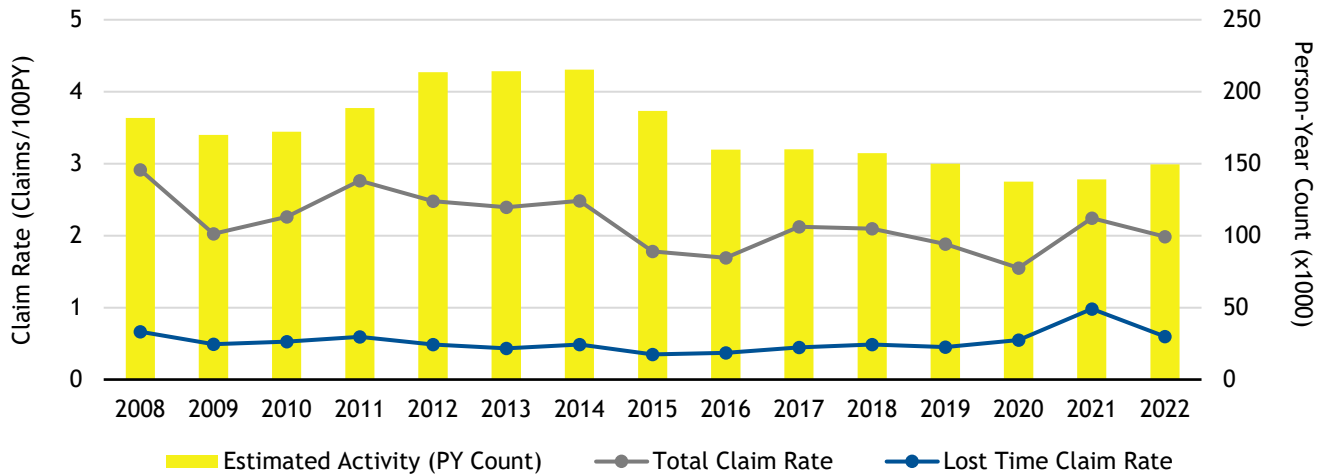
Report Distribution:

ESC Website/External

The following charts represent year-over-year health and safety performance for the companies in the Energy Safety Canada funding oil and gas industry codes operating in the province of Alberta, British Columbia, and Saskatchewan. The line graphs display the Lost Time and Total Claim rate trend, which is defined as the number of estimated claims per 100 person-years worked.

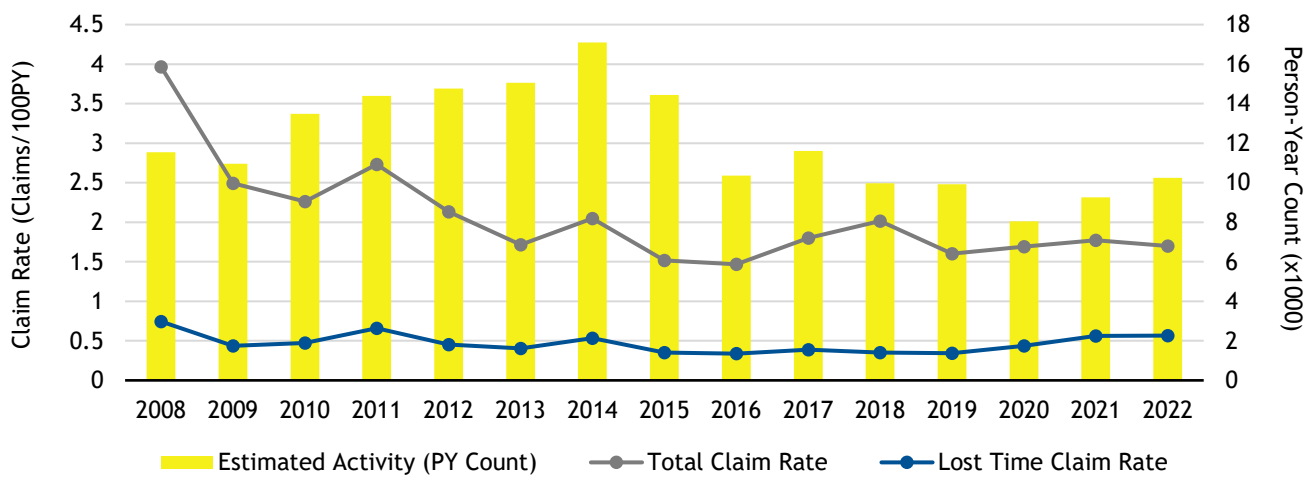
ALBERTA

CLAIM RATE TREND FOR AB



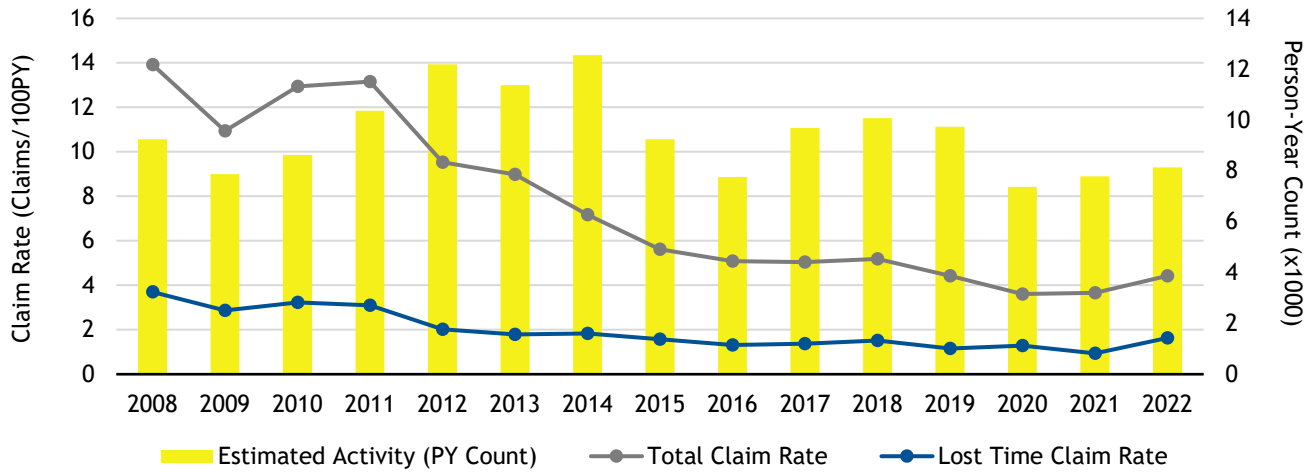
BRITISH COLUMBIA

CLAIM RATE TREND FOR BC



SASKATCHEWAN

CLAIM RATE TREND FOR SK



DEFINITIONS:

A claim is a **Lost Time Claim** if it is accepted for an occupational injury or disease, which disables the worker beyond the day of injury.

The **Total Claim** count includes all accepted medical aid or health care-only claims, lost time claims and fatalities.

The **Claim Rate** is calculated by dividing the number of lost time claims by the person year estimate and multiplying the result by 100. The rate represents the probability or risk of injury or disease to a worker during a one-year work period. Comparisons of rates between years can be used to indicate increases, decreases or differences in this risk. One person-year estimate is equivalent to one full-time worker working for one year and can be assumed to equal 2,000 hours worked.

Data Disclaimer: While we have used reasonable efforts to ensure the accuracy of the data used in this report, data should be read as indicative of scope rather than exact figures. The variable nature of WCB claims management can reflect in the data shown. For any concerns/inquiries, please contact PMetrics@EnergySafetyCanada.com