

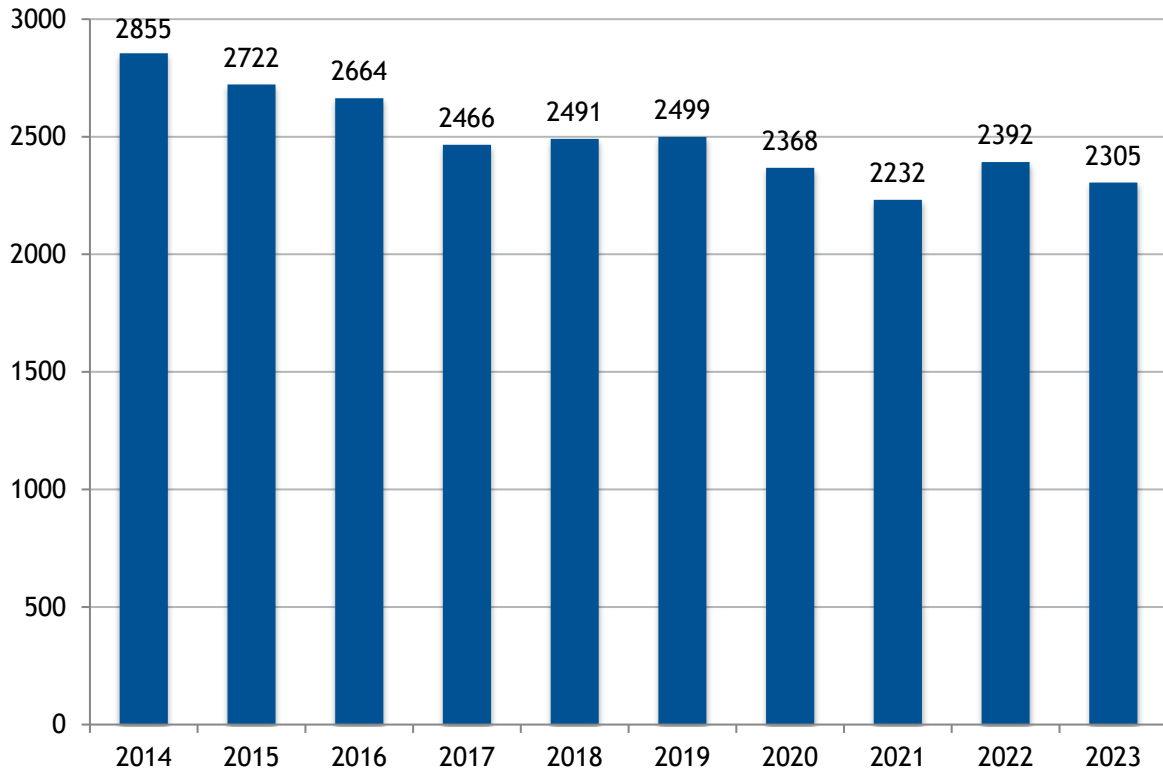
CERTIFICATE OF RECOGNITION

2023 Program Statistics Report

Date: October 2023

1.0 Certificate of Recognition Statistics

Energy Safety Canada Certificate of Recognition (COR)



	2014	2015	2016	2017	2018	2019	2020	2021	2022	2023
Series2	2855	2722	2664	2466	2491	2499	2368	2232	2392	2305

COR Type	
AB COR	879
AB SECOR	427
BC COR	373
BC SECOR	156
SK COR	275
SK SECOR	127
MB COR	43
MB SECOR	9
NWT COR	3
ON COR	7
YT COR	2
NFLD COR	1
PEI COR	2
NB COR	1
Grand Total	2305

2.0 Equivalency Certificates

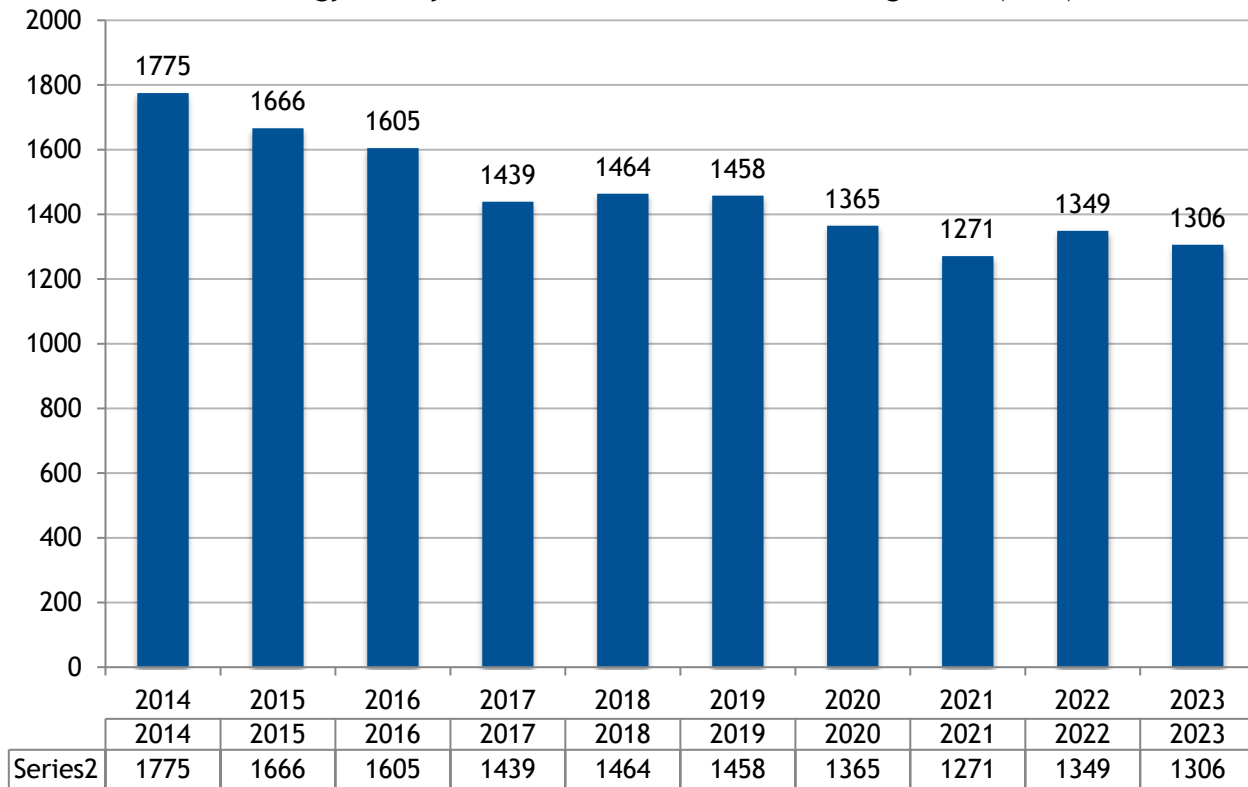
International Organization for Standardization (ISO) and/or Canadian Standards Association (CSA) Employers with either ISO and/or CSA Certifications are eligible to apply to Energy Safety Canada for Certificate of Recognition (COR). To be considered for COR equivalency, the ISO or CSA certification must be issued from a designated certification body (e.g., British Standards Institution, AQC Canada Inc.) as recognized for this purpose by ISO or CSA.

The following are the number of equivalency certificates issues with COR:

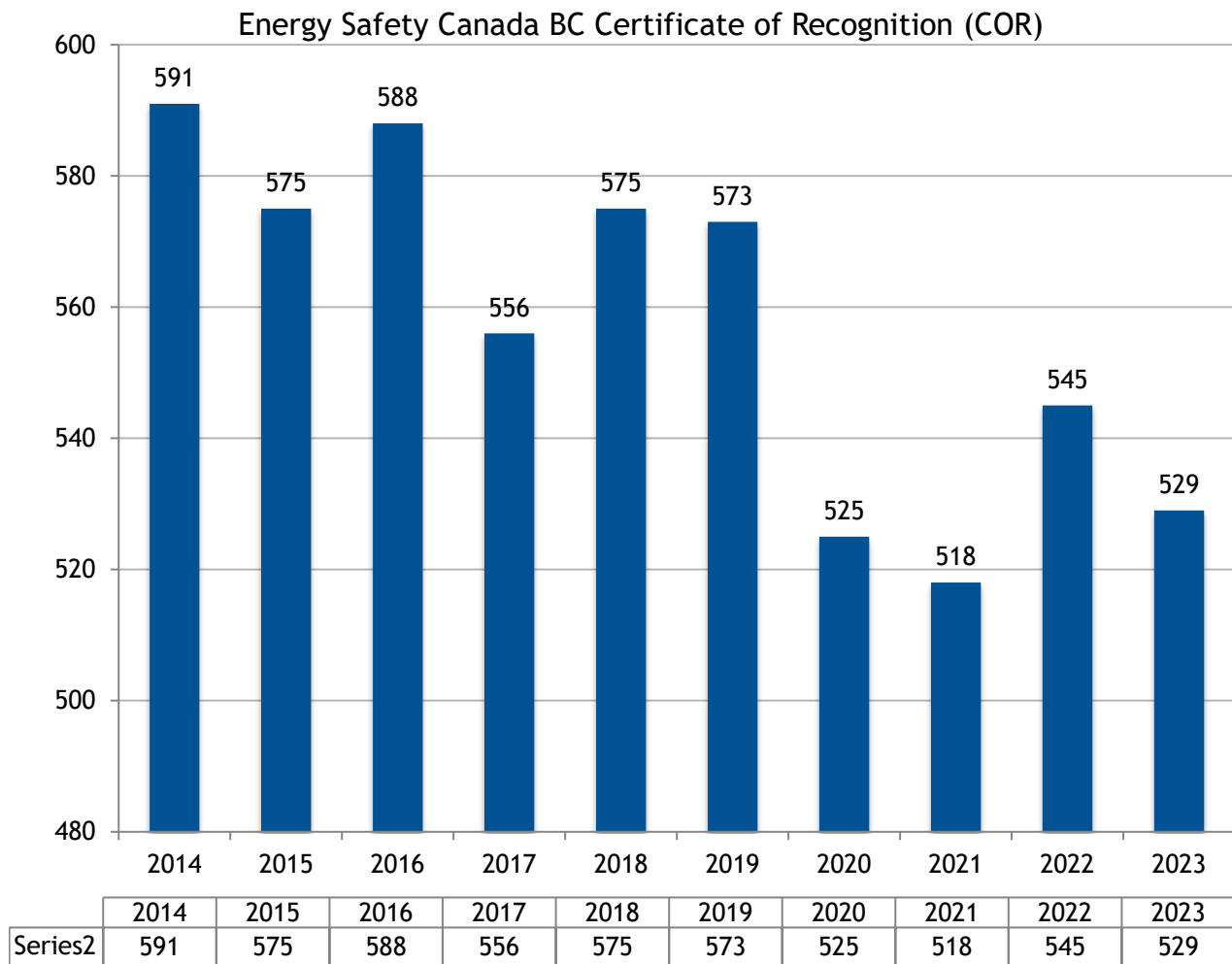
ISO/CSA	Count
ISO	10
CSA	0
Grand Total	10

3.0 Alberta (AB) Certificate of Recognition Statistics

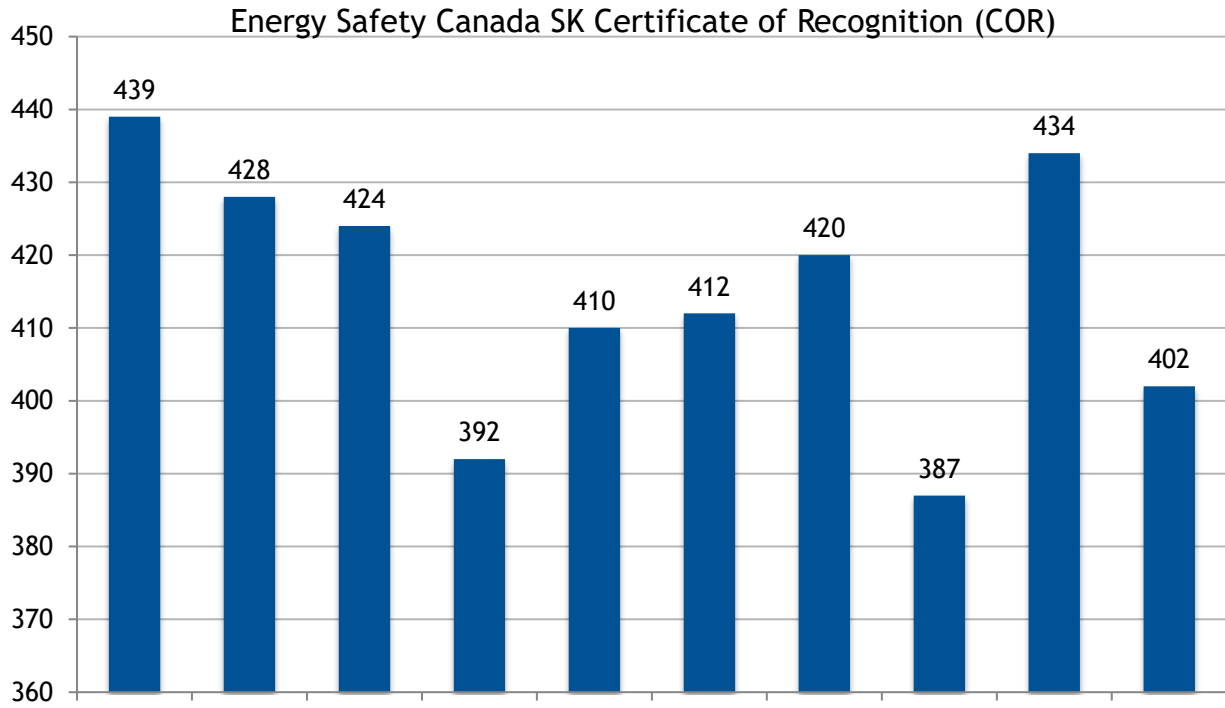
Energy Safety Canada AB Certificate of Recognition (COR)



4.0 British Columbia (BC) Certificate of Recognition Statistics

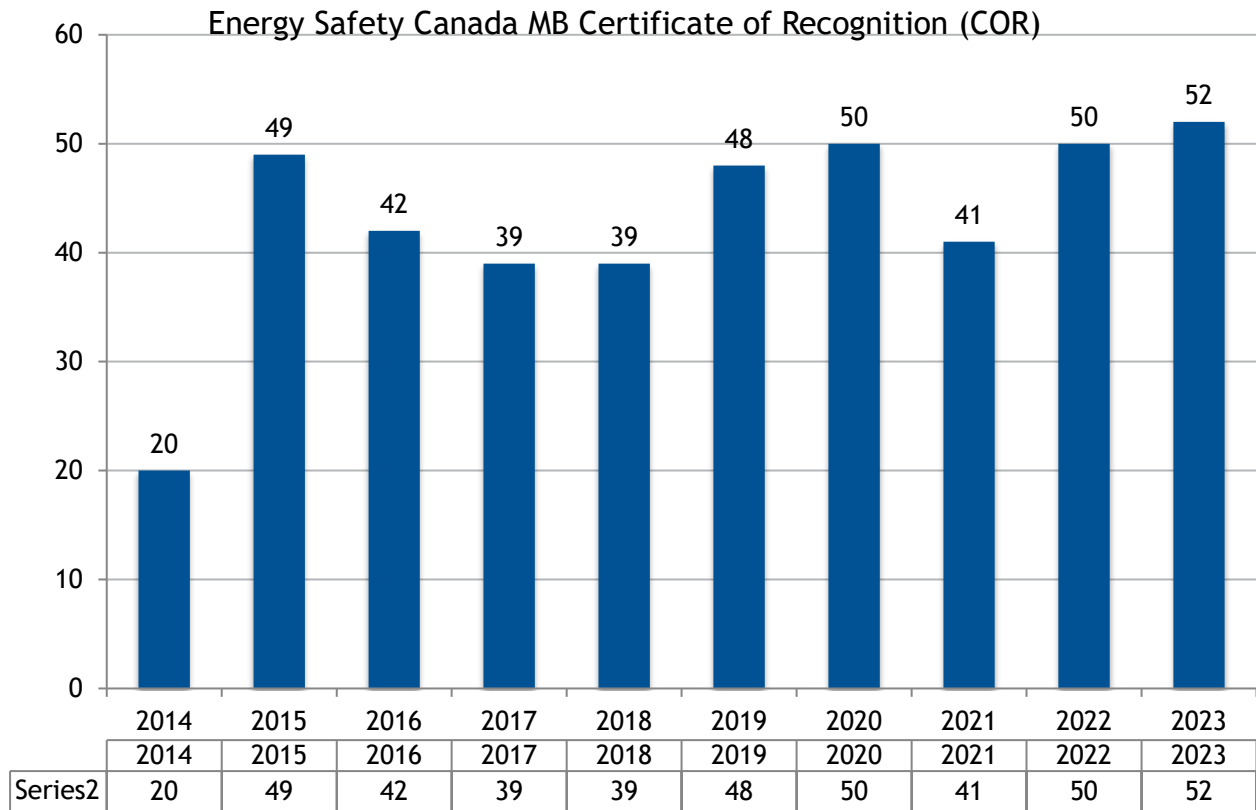


5.0 Saskatchewan (SK) Certificate of Recognition Statistics



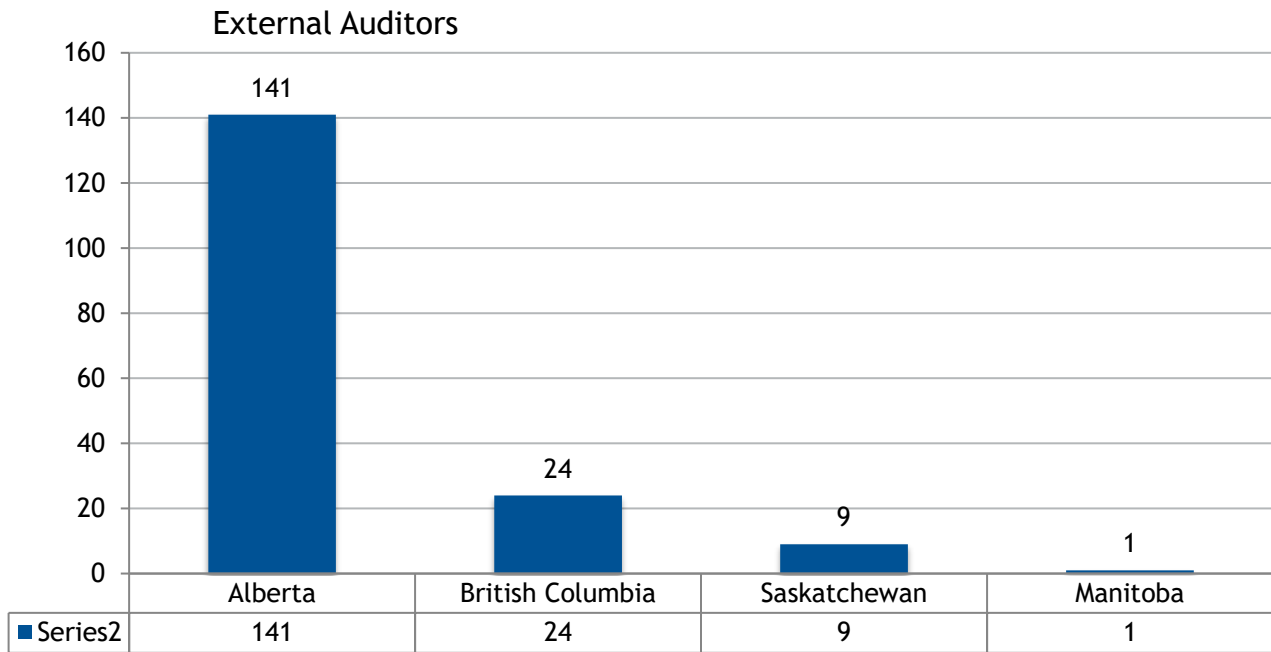
	2014	2015	2016	2017	2018	2019	2020	2021	2022	2023
Series2	439	428	424	392	410	412	420	387	434	402

6.0 Manitoba (MB) Certificate of Recognition Statistics



7.0 Energy Safety Canada Certified Auditor Statistics

Auditor Type	Count
External Auditors	175
Internal Auditors	90
Grand Total	265



8.0 Certificate of Recognition Workers Compensation (WCB) and Partnerships in Reduction Rebates (PIR)

Rebate Year - Alberta	Rebate Dollar Amount
2016	7,616,247
2017	9,573,244
2018	8,712,346
2019	8,960,410
2020	6,928,908
2021	7,611,267
2022	9,728,634
Grand Total	59,131,056

Rebate Year - British Columbia	Rebate Dollar Amount
2016	2,411,309
2017	2,886,191
2018	2,800,000
2019	2,998,559
2020	2,904,212
2021	3,266,339
2022	2,902,472
Grand Total	20,169,082

PARTNERSHIP INJURY REDUCTION (PIR)

The benefits of the PIR program for employers are measurable. Compared with other employers, PIR participants have a 31.7 per cent lower loss ratio (claim costs versus premiums paid).

- To be eligible to receive a PIR rebate, employers must: achieve or maintain a Certificate of Recognition (provincial certification of their health and safety management system) and
- Comply with WCB and Occupational Health and Safety legislation.

Employers registering in the PIR program for the first time, who have not received their COR by year end, can have their discount carried forward for 1 year and applied if the COR is complete

at the end of the next year; therefore, potentially receiving 2 discounts the next year. Apply early to participate. For future information refer to [Partnerships in Injury Reduction \(PIR\)](#).